




اللوفا أبو ظبي
LOUVRE ABU DHABI



★ MUSÉE DU
QUAI BRANLY
JACQUES CHIRAC

Photographs

An Early Album of the World 1842 - 1896

Today we live in a digital era; everywhere you turn, someone is taking a picture! However, when photography was first invented in the 19th century in France, taking a photograph was not as common and simple as we know it today.

Photography was a tool for the public to represent themselves, and for explorers and travelers to capture what was far away, unknown and different. Discover how in the past, people from all around the world were fascinated by this great new invention.

Use the Activity Booklet to discover the exhibition as a family, or on your own. You can document your experience of the exhibition using a smartphone camera. Use the last page to keep your photos and create your own album. Have fun!

FIRST EXPOSURES

Photographing the Great Novelty

This photograph was taken in Somalia using a **daguerreotype** by the French Naval Captain Charles Guillain during his exploration of the Eastern coast of Africa in 1846-1848.



Charles Guillain (1808–1875)
Majeerteen Woman
East Coast of Africa, 1847–48
Daguerreotype
Paris, Musée du Quai Branly –
Jacques Chirac



A **daguerreotype** is a photographic process developed by Nicéphore Niépce and Louis Daguerre. It produces an image without a negative on a pure silver surface that is polished like a mirror and is then exposed to direct light.

Did You Know?

If you wanted to take a clear photo in the 19th century, your model would need to remain perfectly still for 30 minutes. Photographers used wooden body and head restraints, which helped the models in the photo to stay in place. Doesn't sound too comfortable, does it? What do you think?




Look Closer



- Why is the face of the woman on the left blurred?
- What emotions seem to be expressed in this photo?
- Why do you think the photographer took this photograph?

Take a Photo!

- Try taking a photo with a friend where one of you stays perfectly still and the other moves their head.
- Try to capture that movement!



RECREATING PLACES: STUDIOS

Interpreting the Image

This portrait is of Emir Abd el-Kader, an Algerian leader and philosopher who was the first Muslim thinker to reflect on photography. Abd el-Kader saw photography as a reflection that represented one aspect of the person, but not his or her true, innermost identity.



© Musée du Quai Branly – Jacques Chirac, Dist. RMN-Grand Palais / image Musée du Quai Branly – Jacques Chirac

Jacques-Philippe Potteau (1807–1876)
Emir Abd el-Kader (aged 57), born in Maskara (Oran Province, Algeria)
Paris, France, 1865
Albumen print
Paris, Musée du Quai Branly – Jacques Chirac

Did You Know?

Abd el-Kader often attached personal written statements to photographic portraits of himself, which he willingly offered to his visitors.



Look Closer


Photography can be used to communicate.

- What do you think the Emir is communicating about himself in this photo?
- What does a portrait represent to you? Think of its modern version, the 'selfie'.



Express Yourself!

- Using your camera, take a few 'selfie' shots in the exhibition that show different sides of your character.
- Choose your favorite photograph.
- How does the photo reflect who you really are?
- Use your smartphone's editing application and add a short caption to your image.



RECREATING PLACES: STUDIOS

Artists' Creative World

Many photographers started to take photos of models in studios while using props, costumes and staged scenes. This staged photo of warrior dancers was taken at a studio in Indonesia.




Isidore Van Kinsbergen (1821–1905)
Paris, Warrior dancers
Bali, Indonesia, 1865–66
Albumen print
Paris, Musée du Quai Branly – Jacques Chirac

Did You Know?

There was a petition written by French painters in 1862 to reject the fact that photographers were claiming to be artists. The French Poet, Charles Baudelaire, even stated that photography can only be a “servant of painting”.

What do you think? Are photographers artists? Why or why not?



Recreate the Scene!

- With your friends and family, pose and use objects around you to recreate this photograph in the exhibition or anywhere in the museum.
- Then ask someone to take a photograph of all of you. Don't forget to say, **'Thank you', 'Merci', or 'Shukran'!**

CAPTURING THE OUTDOORS

Explorers Documenting the World

Many Western photographers traveled abroad using photography to document and collect information about different people, cultures and places. The Middle East was a very popular destination that fascinated Europeans for a very long time.



© Bibliothèque nationale de France, Paris

Auguste Bartholdi (1834–1904)
Miniyeh
Lebanon, 1855–57
Salt paper print
Paris, Bibliothèque nationale de France

Did You Know?

Frédéric Auguste Bartholdi was also a sculptor. He designed one of the national monuments we know today. Can you guess which one of the three statues represented below was the one he created?




Photography has been used for a long time to document places in the world.

- When you travel, do you photograph people, places or both?
- What catches your attention the most?

Document Louvre Abu Dhabi

Document the 'outdoors' of Louvre Abu Dhabi by taking photos of the different architectural features under the dome and other areas. Then create a collage of the images taken.



Answer: (3)

CAPTURING THE OUTDOORS

Heavily Weighed Down Explorers!

When a photographer in the 19th century went on expeditions, such as exploring archaeological sites, he had to take several hundred kilos of equipment.



© Musée du Quai Branly – Jacques Chirac, Dist. RMN-Grand Palais / Image Musée du Quai Branly – Jacques Chirac

Désiré Charnay (1828–1915)
The Governor's Palace, Uxmal
Yucatán, Mexico, June 1860
Assemblage of two albumen prints
Paris, Musée du Quai Branly – Jacques Chirac



Smart word

A **negative** is an image, usually on a strip or sheet of transparent plastic film, in which the lightest areas of the photographed subject appear darkest and the darkest areas appear lightest. Negatives are normally used to make positive prints on photographic paper.

Did You Know?



In 1860, for this photograph of the Maya palace in Uxmal, Mexico, Claude-Joseph Le Désiré Charnay hired 40 porters to carry the equipment used at the time, which weighed several hundred kilos.

Look Closer

The very large **negatives** also displayed in this room demonstrate that the equipment used in the early days of photography was large and heavy!



Rearrange!

The evolution of photography is amazing, starting with the equipment used. Can you guess the order of the cameras below from the 19th century until today?



(A)



(B)



(C)



(D)



(E)

Answer: E (1860) D (1925) A (1980) C (2006) B (today)

IN LOCAL HANDS

A Symbol of Power

This photo of a Maharaja (“Great King”) surrounded by his wealth was taken by Indian photographer Lala Deen Dayal. The photographer would often take photographs of the different ruling families of the country.

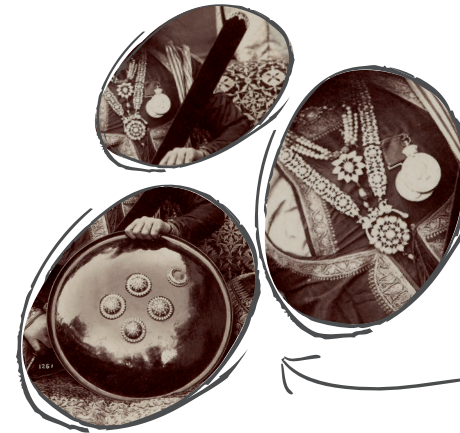


© Bibliothèque nationale de France, Paris

Lala Deen Dayal (1844–1905)
Portrait of Sir Pratab Singh, Maharaja of Orchla, with his entourage
India, 1882
Albumen print
Paris, musée national des arts asiatiques – Guimet

Did You Know?

Lala Deen Dayal became very famous for his photographs of wealthy and important members of Indian society. Along with portraits, he also photographed landscapes and local monuments.



Look Closer




Look closely at the objects displayed with the Maharaja.

- What do you think these objects say about him?
- What objects would you choose to have included in a portrait of you?

Imagine the Colors!

The photo was taken in Central India; the country is known for its colorful fabrics and beautiful nature. Here the photograph is colorless. However, if this photograph were taken using today's technology, the colors would be vibrant and bold.

- Use the different applications and filters on your smartphone to edit this photo, and imagine the beautiful colours of this scene.



IN LOCAL HANDS

Being a Photographer in the Ottoman Empire

In the East, the Armenians played an important role in the development of photography in the Ottoman Empire. They owned photography studios in most of the cities of the empire and some of Egypt at the end of the 19th century. The Abdullah Brothers became especially famous as their photographs represented portraits of Sultan Abdulaziz, making them the official portraitists in the imperial palace.

© Musée du Quai Branly – Jacques Chirac, Dist. RMN-Grand Palais / Image Musée du Quai Branly – Jacques Chirac



Abdullah Brothers (active 1858–1900)
Stray dogs in Constantinople
Constantinople, Turkey, 1860–80
Albumen print
Paris, Musée du Quai Branly – Jacques Chirac

Did You Know?

The studios of Armenian photographers spread through the capital cities of the Arab world after 1915, a development that culminated in Cairo during the 1950s with Egypt's flourishing cinema industry.

Do you have old family photographs taken in photo studios? If so, from which city or country?



Look Closer


The Abdullah Brothers were also known for their photographs representing daily life in the Ottoman world.

◦ Can you describe what is happening in this photo?



Daily Life in Black and White!

- Take a photo of yourself in the exhibition, as part of your daily activity, and use your smartphone applications to edit and change it to black and white.
- How do you think taking a black and white photograph of your daily activity might give the photo a different meaning?



MAPPING THE WORLD

Photographing Native Americans in Washington

The album here represents portraits of Native American delegates in Washington D.C. These photographs are of Yankton warriors and Sioux chiefs.



Antonio Zeno Shindler (1823–1899)
 Numbering from the top, left to right:
 (1) Psi-Cha-Wa-Kin-Yan. Jumping Thunder
 (2) Si-Ha'-Han'-Ska. Long Foot
 (5-6) Pte-Wa-Kan'. Medicine Cow
 Alexandre Gardner (1821–1882)
 (3-4) Si-Ha'-Han'-Ska. Long Foot
 Washington, United States, 1867
 Albumen prints
 Paris, Musée du Quai Branly – Jacques Chirac



Antonio Zeno Shindler (1823–1899)
 Numbering from the top, left to right:
 (1) Ta-Tan-Ka-Wa-Kan. Sacred Bull
 (2) Zin-Tka-Kin-Yan. Flying Bird
 (3) Delaurier
 (4) To-Ki'-Ya-Kte. He Kills First
 (5) Na-Gi'-Wa-Kan'. Sacred Ghost
 (6) Ma-To'-Ho-Tan'-Ka. Bear with Big Voice
 Washington, United States, 1867
 Albumen prints
 Paris, Musée du Quai Branly – Jacques Chirac

Did You Know?

Sioux chiefs and Yankton warriors had many names, which represented who they were to their people, reflecting their personality and achievements over time. One of the greatest Sioux chiefs was called Sitting Bull, which translates from his native Lakota name, "Tatanka lyotake". He was known for his great bravery and wisdom among his people.




Look Closer



- Look closely at the clothing of the warriors and chiefs in these images.
- What are some of the common characteristics found in their clothing?
- Can you spot the differences?

Who Are You?

- What are some achievements, virtues or qualities would you like to be known for?
- If you had to add another name for yourself, one that would describe who you are, what would it be?



THE LIMITS OF VISIBILITY

Impossibilities

These two photographs show indigenous people dancing in Bogadjim, a village located on the north coast of New Guinea.

© Musée du Quai Branly – Jacques Chirac, Dist. RMN-Grand Palais / image Musée du Quai Branly – Jacques Chirac



Bernhard Hagen (1853–1919)

People of Bogadjim performing a traditional dance,
Astrolabe Bay
Papua–New Guinea, 1893–95
Aristotype print
Paris, Musée du Quai Branly – Jacques Chirac

© Musée du Quai Branly – Jacques Chirac, Dist. RMN-Grand Palais / image Musée du Quai Branly – Jacques Chirac



Did You Know?

The first photographers thought that the invention of photography would allow them to show everything their eyes could see. However, early photography had limits. The arrival of film in 1895 revealed the difficulties in capturing movement in photographs.




Look Closer




- Look at what is happening in these photographs. Are things moving slowly or quickly? How can you tell?
- Do you think the dance documented in this photograph was for a special event or a scene of everyday life? What clues help you shape your opinion?

Dance Around!

- How would you go about photographing someone who dances?
- Use the "burst" mode on your smartphone camera to take a number of photos of a friend or family member's dance moves.



MEMORIES FROM MY VISIT
TO LOUVRE ABU DHABI



GENERAL INFORMATION

Educational activities are offered in **Arabic, English and French.**
Sunday, Tuesday, Wednesday and Thursday, starting at 9:30am.

The museum is closed on **Mondays.**

CONTACT US

Call Centre: +971 600 56 55 66

Louvre Abu Dhabi Education Department:
education@louvreabudhabi.ae

Find us on Social Media



Or visit us at www.louvreabudhabi.ae

Exhibition sponsored by

